

# HCLSoftware

## What's New in HCL RTist 12

updated for release 2023.35

# Overview

- ▶ RTist 12 is based on Eclipse 2023.06 (4.28)
- ▶ HCL RTist is 100% compatible with IBM RSARTE and all features in these two products are equivalent
- ▶ RTist 12 is currently EXPERIMENTAL and should only be used for testing purposes



 HCL RTist  
\*\*\* EXPERIMENTAL \*\*\*  
Version: 12.0.0.v20230901\_0456  
Release: 2023.35

(c) Copyright IBM Corporation 2004, 2016. All rights reserved.  
(c) Copyright HCL Technologies Ltd. 2016, 2023. All rights reserved.  
Visit <https://RTist.hcldoc.com/help/topic/com.ibm.xtools.rsarte.webdoc/users-guide/overview.html>

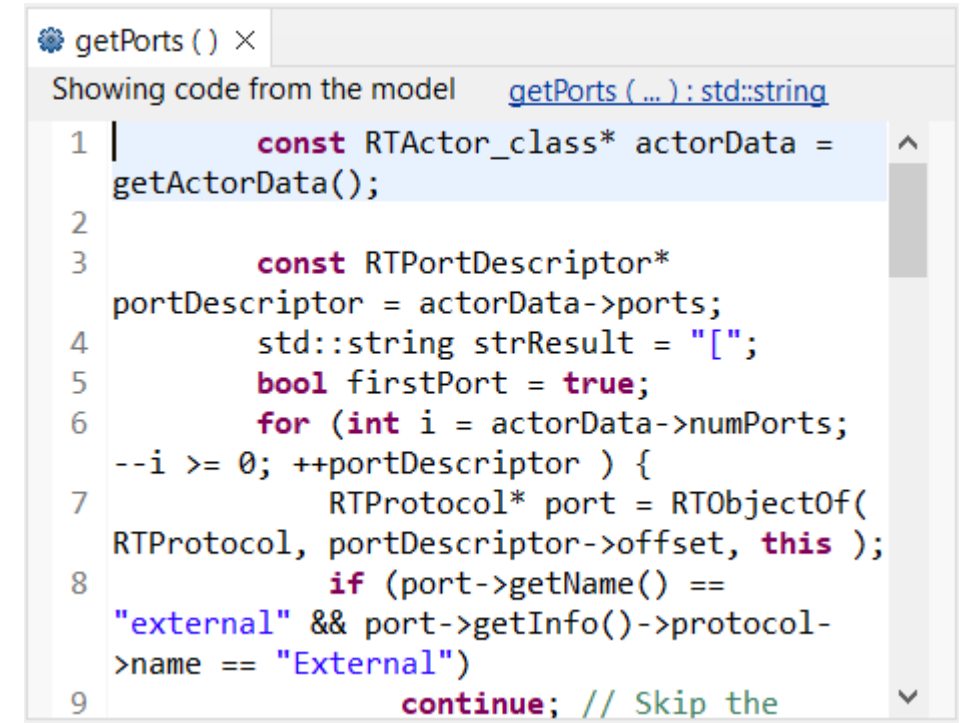
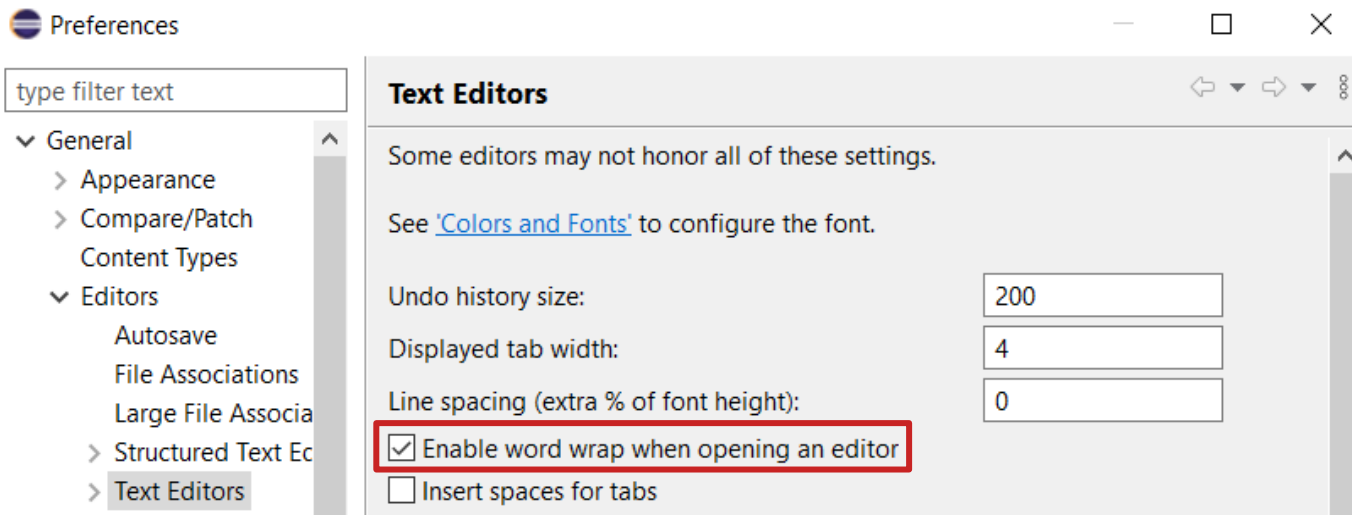
# Eclipse 4.28 (2023.06)

---

- ▶ Compared to RTist 11.3, RTist 12 includes new features and bug fixes from 4 quarterly Eclipse releases:
  - 2022.09 (<https://www.eclipse.org/eclipse/news/4.25/platform.php>)
  - 2022.12 (<https://www.eclipse.org/eclipse/news/4.26/platform.php>)
  - 2023.03 (<https://www.eclipse.org/eclipse/news/4.27/platform.php>)
  - 2023.06 (<https://www.eclipse.org/eclipse/news/4.28/platform.php>)
- ▶ For full information about all improvements and changes in these Eclipse releases see the links above
  - Some highlights are listed in the next few slides...

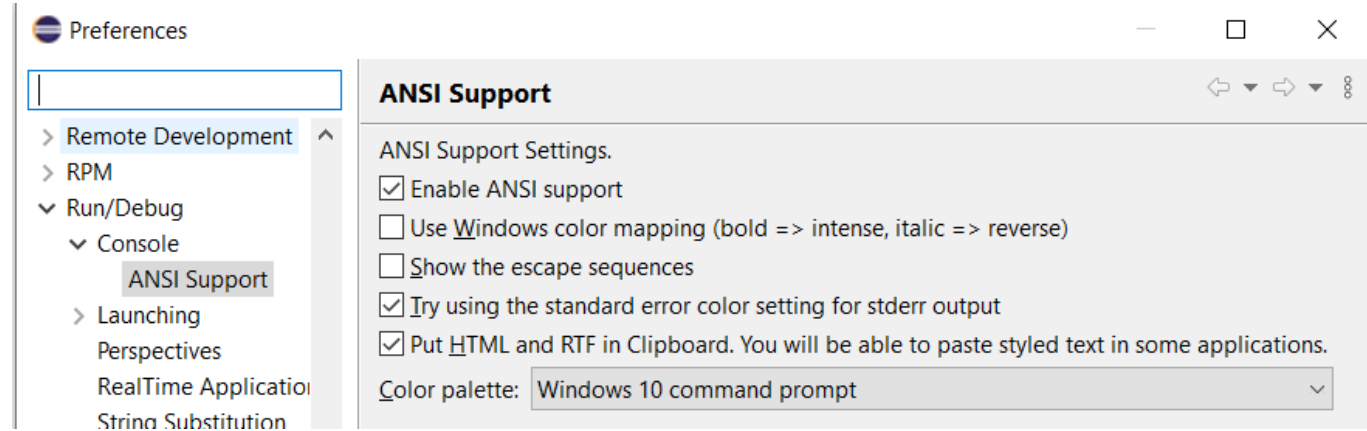
# Eclipse 4.28 (2023.06)

- ▶ New preference to enable word wrap automatically
  - **General - Editors - Text Editors - Enable word wrap when opening an editor**
  - Applies to all text editors including the Code editor



# Eclipse 4.28 (2023.06)

- ▶ The Eclipse console now supports ANSI escape codes for producing styled output
  - The SGR (Select Graphic Rendition) control sequences are supported
  - Rendering can be controlled by preferences in **Run/Debug - Console - ANSI Support**
  - You can use this to make application printouts easier to read



The screenshot shows the Eclipse IDE with a C++ code editor. The code is as follows:

```
29 static const char * CSI = "\33[";
30 std::cout << CSI << "4m" << "Underlined" << CSI << "0m" << std::endl;
31 std::cout << CSI << "21m" << "Double underlined" << CSI << "0m" << std::endl;
32 std::cout << CSI << "51m" << "Framed" << CSI << "0m" << std::endl;
33 std::cout << CSI << "1m" << "Bold" << CSI << "0m" << std::endl;
34 std::cout << CSI << "3m" << "Italic" << CSI << "0m" << std::endl;
35 std::cout << CSI << "42m" << "With background color" << CSI << "0m" << std::endl;
36 std::cout << CSI << "36m" << "With foreground color" << CSI << "0m" << std::endl;
37 std::cout << "Normal" << std::endl;
```

The screenshot shows the Eclipse IDE console output for the C++ application. The output is as follows:

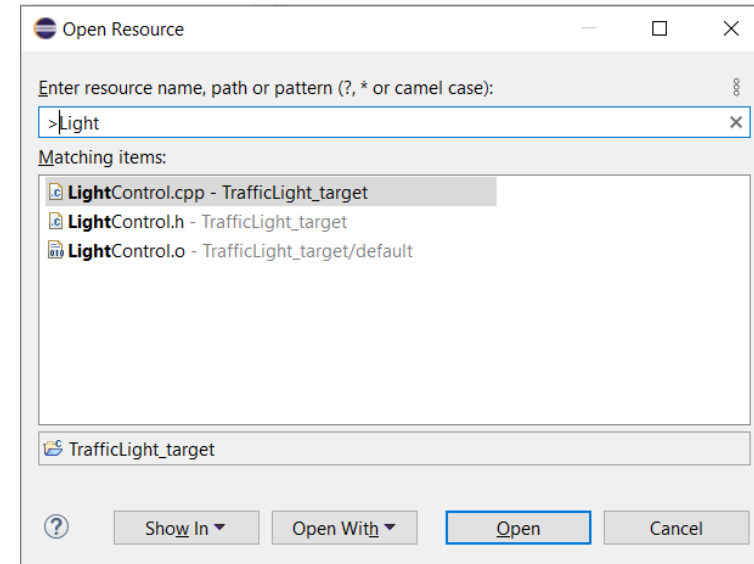
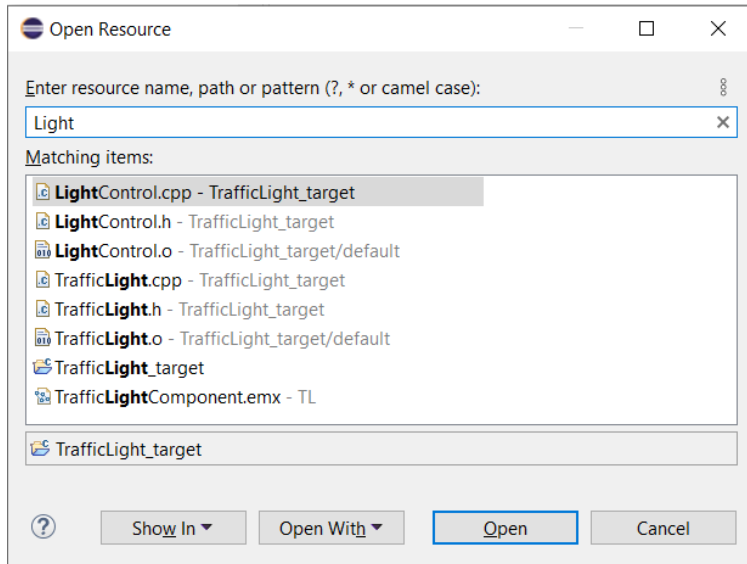
```
app.tcjs [C/C++ Application] [pid: 8]
RT C++ Target Run Time System - Release 7.1.12

Underlined
Double underlined
Framed
Bold
Italic
With background color
With foreground color
Normal
```

# Eclipse 4.28 (2023.06)

## ► Changes in the Open Resource dialog

- Now the string you type in this dialog is searched in all parts of file names
- It's no longer necessary to prefix the search string with an asterisk (\*) to accomplish this
- You can use a leading angle bracket (>) to enforce the old behavior (can be useful in case of too many matches)



# CDT 11.2 (included as part of Eclipse 2023.06)

---

- ▶ A number of improvements to the C++ parser has been implemented
  - Especially for supporting features of C++ 20 and C++ 23

- ▶ For more information about CDT improvements see

<https://github.com/eclipse-cdt/cdt/blob/main/NewAndNoteworthy/CDT-11.0.md>

<https://github.com/eclipse-cdt/cdt/blob/main/NewAndNoteworthy/CDT-11.1.md>

<https://github.com/eclipse-cdt/cdt/blob/main/NewAndNoteworthy/CDT-11.2.md>

# HCLSoftware

[hcltechsw.com](https://www.hcltechsw.com)